

ADC AD-758V

75-lb Capacity OPL Dryer

Standard Features:

- 75-lb. capacity
- 21.50 cu. ft basket volume
- 175,000 Btu/hr heat input, 1,000 cfm airflow
- Radial airflow
- Steel door with gasketless glass
- 8" diameter vent connection
- Easy to clean lint drawer
- Available in gas, steam and electric heat

Optional Features:

- Stainless steel front, cabinet & basket
- Reversing basket
- S.A.F.E. (Sensor Activated Fire Extinguishing System)

OPL



AD-758V OPL Dryer

Why Purchase ADC AD-758V?

Engineer Driven Design That is Built to Last

Our dryers showcase ADC's engineer-driven approach to design. Bearings are permanently lubricated on the motor and drive system. There are no chains used at ADC; rather, we use V-belts and pulleys for smooth, quiet, and trouble free operation. Our dryer cabinets are electrostatically powder-painted inside and out then baked at 420-degrees fahrenheit before final assembly - ensuring the hardest surface and the longest lasting finish in the industry.

Rugged Steel Door with Gasketless Door Glass

Our dryer doors are one solid piece of steel with gasketless glass. This eliminates the issue of glass falling out due to wear and tear on rubber gaskets that some manufacturers use to secure their glass. The security and durability that gasketless glass provides is essential to a successful laundromat operation.

Easy-to-Read, Multilingual Controls

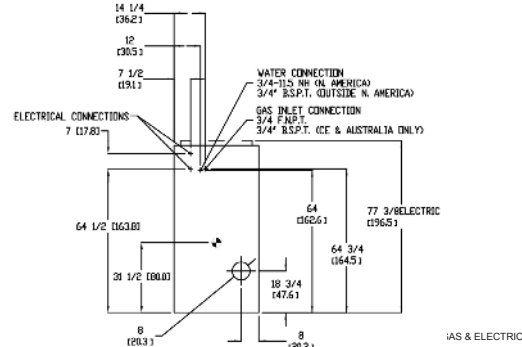
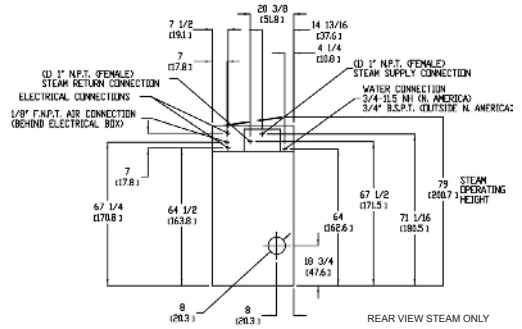
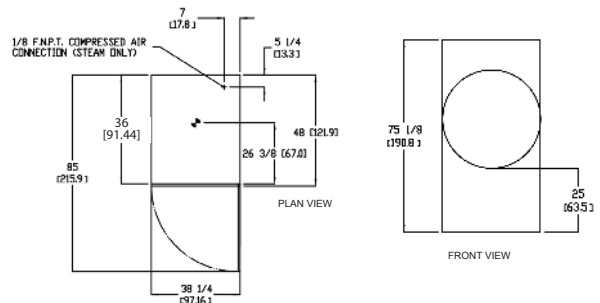
We were the first to bring computer operated dryers to the market and today we continue to be a leader in applying technology to dryer operation. Our years of experience along with our accessible design, easy-to-read LED screens and our user friendly multilingual interface positions ADC as the pioneer in the laundry industry.

Your local ADC independent authorized distributor



ADC AD-758V

AD-120 Specifications				
Tumbler Capacity (Dry Weight)	75 lbs. (34.02 kg)			
Tumbler Diameter	36-1/4" (92.08 cm)			
Tumbler Depth	36" (91.44 cm)			
Tumbler Volume	21.50 cu ft (608.81 L)			
Tumbler/Drive Motor	1 hp / 1/2 hp (0.75kW/0.37 kW)*			
Blower/Fan Motor	~1 hp* (~0.75 kW)			
Door Opening (Diameter)	31-3/8" (79.69 cm)			
Door Sill Height	28" (71.12 cm)			
S.A.F.E. Water Connection	North America	3/4"-11.5 NH (North America)		
	Outside North America	3/4" B.S.P.T. (Outside North America)		
Dryers per 20'/40' Container	9 / 20			
Dryers per 48'/53' Truck	24 / 26			
Gas	Voltage Available	120-575V 1, 3ø 2, 3, 4w 50/60 Hz		
	Approximate Net Weight	721 lb (327.04 kg)		
	Approximate Shipping Weight	773 lb (350.63 kg)		
	Airflow	60 Hz	1,000 cfm (28.32 cmm)	
		50 Hz	833 cfm (23.60 cmm)	
	Heat Input	175,000 Btu/hr (44,099 kcal/hr)		
	Exhaust Connection (Diameter)	8" (20.32 cm)		
	Compressed Air Connection	N / A		
	Compressed Air Volume	N / A		
	Inlet Pipe Connection	3/4" F.N.P.T.		
Electric	Voltage Available	208-575V 1, 3ø 2, 3, 4w 50/60 Hz		
	Approximate Net Weight	721 lb (327.04 kg)		
	Approximate Shipping Weight	773 lb (350.63 kg)		
	Airflow	60 Hz	1,000 cfm (28.32 cmm)	
		50 Hz	833 cfm (23.60 cmm)	
	Exhaust Connection (Diameter)	8" (20.32 cm)		
	Compressed Air Connection	N / A		
	Compressed Air Volume	N / A		
	Oven Size			
	kW	Btu/hr	kcal/hr	
30	102,400	25,800		
Steam	Voltage Available	120-575V 1, 3ø 2, 3, 4w 50/60 Hz		
	Approximate Net Weight	816 lb (370.13 kg)		
	Approximate Shipping Weight	868 lb (393.72 kg)		
	Airflow	60 Hz	1,200 cfm (33.98 cmm)	
		50 Hz	1,000 cfm (28.32 cmm)	
	Steam Consumption	275 lb/hr (124.7 kg/hr)		
	Operating Steam Pressure	125 psi max (8.62 bar, 862 kPa)		
	Exhaust Connection (Diameter)	8" (20.32 cm)		
	Compressed Air Connection**	1/8" F.N.P.T.		
	Compressed Air Volume **	0.75 cfm (0.02 cmh)		
Boiler HP (Normal Load)	7.2 Bhp			
Standard Supply Connections †	(1) 1-1/4" N.P.T.			
Standard Return Connections †	(1) 1" N.P.T.			



Specifications in parentheses are metric equivalents.
 * Reversing Dryers use 3-phase (3ø) motors.
 ** Air-operated steam damper system requires a clean, dry, and regulated 80 psi +/- 10 psi (5.51 bar +/- 0.69 bar) air supply.

9/23/16

Electrical Service Specifications

SERVICE VOLTAGE	PHASE	WIRE SERVICE	Hz	kW	APPROX AMP DRAW	CIRCUIT BREAKER
Three Phase Heat Three Phase Motor						
208	3ø	3	60	24	71	90
			60	30	88	125
220	3ø	3	60	20	57	80
			60	26	73	100
			50	20	57	80
			50	26	73	100
			60	22	0	0
			60	28	0	0
230	3ø	3	50	22	60	80
			50	28	75	100
			60	24	63	80
			60	30	77	100
			50	24	63	80
			50	30	78	100
240	3ø	3	60	20	33	50
			60	26	42	60
			50	20	33	50
			50	26	43	60
			50	22	35	50
			50	28	44	60
380	3ø	3	50	24	36	50
			50	30	45	60
			60	20	29	40
			60	26	37	50
			50	22	30	40
			50	28	38	50
400	3ø	3	60	24	32	50
			60	30	39	50
			60	24	0	0
			60	30	0	0
			60	30	0	0
			60	30	0	0

Electrical Service Specifications					
SERVICE VOLTAGE	PHASE	WIRE SERVICE	APPROX AMP DRAW		CIRCUIT BREAKER
			60 Hz	50 Hz	
GAS & STEAM					
120	1ø	2	13.0	--	20 --
208	1ø	2	7.6	--	15 --
220	1ø	2	7.3	8.6	15 15
230	1ø	2	--	8.0	-- 15
240	1ø	2	7.0	8.0	15 15
GAS & STEAM					
208	3ø	3	4.7	--	15 --
220	3ø	3	4.8	4.8	15 15
230	3ø	3	--	4.7	-- 15
240	3ø	3	4.9	5.4	15 15
380	3ø	4 or 3	2.9	3.1	15 15
400	3ø	4 or 3	--	3.2	15 15
416	3ø	4 or 3	--	3.1	15 15
440	3ø	4*	2.6	--	15 --
460	3ø	3	2.8	--	15 --
480	3ø	3	2.8	--	15 --

Electrical Service Specifications						
SERVICE VOLTAGE	PHASE	WIRE SERVICE	Hz	kW	APPROX AMP DRAW	CIRCUIT BREAKER
208	1ø	2	60	24	123	175
			60	30	152	200
220	1ø	2	60	20	98	125
			60	26	125	175
			50	20	100	50
			50	26	127	175
			50	22	97	125
			60	28	123	175
230	1ø	2	50	22	104	150
			50	28	130	175
			60	24	107	150
			60	30	132	175
			60	24	108	150
			50	30	133	175

Electrical Service Specifications							
SERVICE VOLTAGE	PHASE	WIRE SERVICE	Hz	kW	APPROX AMP DRAW	CIRCUIT BREAKER	
							Three Phase Heat Single Phase Motor
208	3ø	3	60	24	74	100	
			60	30	91	125	
			60	20	60	80	
220	3ø	3	60	30	86	25	
			60	26	76	100	
			50	20	61	80	
			50	26	77	100	
			60	22	56	80	
			60	28	71	100	
230	3ø	3	50	22	63	80	
			50	28	78	100	
			60	24	65	90	
			60	30	79	100	
			50	24	66	90	
			50	30	80	125	
380	3ø	4	50	20	39	50	
			50	26	48	70	
			40	50	22	40	60
			40	50	28	48	70
			60	30	49	70	
			50	24	41	60	
416	3ø	4	50	30	50	70	



P/N 451021 Rev. 09/23/16

88 Currant Road Fall River, MA 02720-4781 • 508.678.9000 • Fax: 508.678.9447 • Email: sales@amdry.com

www.adclaundry.com